



**S.E.E. HOSPITAL UNIVERSITARIO SAN RAFAEL DE TUNJA**  
**EJECUCION PRESUPUESTAL DE INGRESOS**  
**PERIODO: DESDE 01 HASTA EL 30 DE ABRIL DE 2021**

CÓDIGO	DESCRIPCIÓN	PRESUPUESTO				RECONOCIMIENTO			RECAUDO			SALDOS	
		INICIAL 1	ADICIONES 2	REDUCCIONES 3	DEFINITIVO 4=1+2-3	MESES ANTERIORES 5	PERIODO 6	ACUMULADOS 7=5+6	MESES ANTERIORES 9	PERIODO 10	ACUMULADOS 11=9+10	PRESUPUESTO EFECTIVO 13=4-11	CUENTAS POR COBRAR 14=7-11
1	INGRESOS	167,749,906,904	25,035,790,087	0	192,785,696,991	87,181,901,556	28,362,905,513	115,544,807,070	35,635,968,758	11,102,542,846	46,738,511,604	146,047,185,387	68,806,295,466
10	DISPONIBILIDAD INICIAL	0	1,287,097,064	0	1,287,097,064	1,287,097,064	0	1,287,097,064	1,287,097,064	0	1,287,097,064	0	0
1001	CAJA	0	2,642,315	0	2,642,315	2,642,315	0	2,642,315	2,642,315	0	2,642,315	0	0
1002	BANCOS	0	1,284,454,749	0	1,284,454,749	1,284,454,749	0	1,284,454,749	1,284,454,749	0	1,284,454,749	0	0
11	INGRESOS CORRIENTES	167,749,906,904	0	0	167,749,906,904	54,879,681,505	20,964,344,048	75,844,025,553	3,333,748,706	3,703,981,380	7,037,730,086	160,712,176,818	68,806,295,466
1102	NO TRIBUTARIOS	167,749,906,904	0	0	167,749,906,904	54,879,681,505	20,964,344,048	75,844,025,553	3,333,748,706	3,703,981,380	7,037,730,086	160,712,176,818	68,806,295,466
110204	OPERACIONALES	165,970,088,034	0	0	165,970,088,034	54,879,681,505	20,964,344,048	75,844,025,553	3,333,748,706	3,703,981,380	7,037,730,086	160,712,176,818	68,806,295,466
11020403	VENTA DE SERVICIOS	165,970,088,034	0	0	165,970,088,034	54,171,209,334	20,964,344,048	75,135,553,382	2,625,276,535	3,703,981,380	6,329,257,915	159,640,830,119	68,806,295,466
1102040305	SERVICIOS DE SALUD	165,970,088,034	0	0	165,970,088,034	54,038,117,339	20,920,380,509	74,958,497,848	2,516,022,893	3,658,450,114	6,174,473,007	159,795,615,027	68,784,024,840
110204030502	REGIMEN CONTRIBUTIVO	165,970,088,034	0	0	165,970,088,034	54,038,117,339	20,920,380,509	74,958,497,848	2,516,022,893	3,658,450,114	6,174,473,007	159,795,615,027	68,784,024,840
110204030502030101	REGIMEN CONTRIBUTIVO NO CAPITADOS	24,088,129,186	0	0	24,088,129,186	17,704,067,839	6,235,760,070	23,939,827,909	1,057,679,304	1,491,080,724	2,548,760,028	21,539,369,158	21,391,067,881
110204030504	REGIMEN SUBSIDIADO	117,950,351,742	0	0	117,950,351,742	29,257,332,130	12,275,969,775	41,533,301,905	708,489,364	1,083,979,807	1,792,469,171	116,157,882,571	39,740,832,734
110204030504030101	REGIMEN SUBSIDIADO NO CAPITADOS	117,950,351,742	0	0	117,950,351,742	29,257,332,130	12,275,969,775	41,533,301,905	708,489,364	1,083,979,807	1,792,469,171	116,157,882,571	39,740,832,734
110204030506	ATENCIÓN A LA POBLACION POBRE EN LO CUBIERTO CON SUBSIDIOS A LA DEMANDA	3,869,625,381	0	0	3,869,625,381	224,800	0	224,800	0	0	0	3,869,625,381	224,800
110204030506030101	ATENCIÓN POBLACION POBRE NO CAPITADOS	3,869,625,381	0	0	3,869,625,381	224,800	0	224,800	0	0	0	3,869,625,381	224,800
110204030508010101	CUOTAS DE RECUPERACION	263,055,066	0	0	263,055,066	0	13,364,751	13,364,751	0	0	0	263,055,066	13,364,751
110204030510010101	COPAGOS Y CUOTAS MODERADORAS	669,186,145	0	0	669,186,145	182,250,638	47,976,029	230,226,667	117,489,150	12,608,079	130,097,229	539,088,916	100,129,437
110204030512010101	SEGURO OBLIGATORIO DE ACCIDENTE DE TRANSITO (SOAT)	4,097,051,580	0	0	4,097,051,580	1,106,484,789	359,516,118	1,466,000,907	109,300,521	128,292,136	237,592,657	3,859,458,923	1,228,408,250
11020403051403	SOLIDARIDAD Y GARANTIAS	0	0	0	0	468,112,118	259,177,715	727,289,834	0	0	0	468,112,118	727,289,834
110204030518010101	EVENTOS CATASTROFICOS Y ACCIDENTES DE TRANSITO (ECAT)	0	0	0	0	468,112,118	259,177,715	727,289,834	0	0	0	468,112,118	727,289,834
110204030518010101	REGIMENES ESPECIALES	8,105,184,885	0	0	8,105,184,885	2,196,848,367	581,899,755	2,778,748,122	278,791,815	655,868,972	934,660,787	7,170,524,098	1,844,087,335
110204030598	OTROS SERVICIOS DE SALUD	6,927,504,849	0	0	6,927,504,849	3,122,796,658	1,146,716,296	4,269,512,954	244,272,739	286,620,396	530,893,135	6,396,610,914	3,738,619,819
110204030598050101	INSTITUCIONES PRESTADORAS DE SERVICIOS DE SALUD	2,435,065,570	0	0	2,435,065,570	840,388,775	233,240,118	1,073,628,893	0	20,207,350	20,207,350	2,414,858,220	1,053,421,543
110204030598070101	PARTICULARES	1,213,232,565	0	0	1,213,232,565	174,601,340	75,733,588	250,334,928	70,070,728	16,628,019	86,698,747	1,126,533,818	163,636,181
11020403059811	ENTES TERRITORIALES	0	0	0	0	1,236,557	2,427,405	3,663,962	0	0	0	1,236,557	3,663,962
1102040305989898	OTROS SERVICIOS DE SALUD	3,279,205,914	0	0	3,279,205,914	2,106,569,986	835,315,185	2,941,885,171	174,202,011	249,785,027	423,987,038	2,855,218,876	2,517,898,133
1102040305989898	OTROS SERVICIOS DE SALUD NO ESPECIFICADOS	3,279,205,914	0	0	3,279,205,914	2,106,569,986	835,315,185	2,941,885,171	174,202,011	249,785,027	423,987,038	2,855,218,876	2,517,898,133
11020407010101010101	ARRENDAMIENTOS	0	0	0	0	49,461,765	21,321,063	70,782,828	34,676,573	22,612,120	57,288,693	-57,288,693	13,494,135
11020413010101010101	APROVECHAMIENTOS DE ENTIDADES DESCENTRALIZADAS	0	0	0	0	83,630,230	22,642,476	106,272,706	74,577,069	22,919,146	97,496,215	-97,496,215	8,776,491
110205	APORTES	0	0	0	0	555,362,118	0	555,362,118	555,362,118	0	555,362,118	-555,362,118	0
1102050501	DEL NIVEL CENTRAL	0	0	0	0	555,362,118	0	555,362,118	555,362,118	0	555,362,118	-555,362,118	0
110205050101010101010101	OTROS APORTES DEL NIVEL CENTRAL NACIONAL	0	0	0	0	555,362,118	0	555,362,118	555,362,118	0	555,362,118	-555,362,118	0
110298	OTROS INGRESOS NO TRIBUTARIOS	1,779,818,870	0	0	1,779,818,870	153,110,053	0	153,110,053	153,110,053	0	153,110,053	1,626,708,817	0
1102981111111111111111	CONVENIOS DOCENTES Y ASISTENCIALES	1,779,818,870	0	0	1,779,818,870	153,110,053	0	153,110,053	153,110,053	0	153,110,053	1,626,708,817	0
12	RECURSOS DE CAPITAL	0	23,748,693,023	0	23,748,693,023	31,015,122,988	7,398,561,466	38,413,684,453	31,015,122,988	7,398,561,466	38,413,684,453	-14,664,991,430	0
1201	RECURSOS DEL CREDITO	0	23,748,693,023	0	23,748,693,023	31,015,122,988	7,398,561,466	38,413,684,453	31,015,122,988	7,398,561,466	38,413,684,453	-14,664,991,430	0
120102	INTERNO	0	0	0	0	0	0	0	0	0	0	0	0
12010201	BANCA COMERCIAL	0	0	0	0	0	0	0	0	0	0	0	0
1202	OTROS RECURSOS DE CAPITAL	0	23,748,693,023	0	23,748,693,023	31,015,122,988	7,398,561,466	38,413,684,453	31,015,122,988	7,398,561,466	38,413,684,453	-14,664,991,430	0
120201	RECURSOS DEL BALANCE	0	23,748,693,023	0	23,748,693,023	30,990,063,418	7,394,265,357	38,384,328,776	30,990,063,418	7,394,265,357	38,384,328,776	-14,635,635,753	0
12020101	RECUPERACION DE CARTERA	0	23,748,693,023	0	23,748,693,023	30,990,063,418	7,394,265,357	38,384,328,776	30,990,063,418	7,394,265,357	38,384,328,776	-14,635,635,753	0
12020101989898989898	OTRAS RECUPERACIONES DE CARTERA	0	23,748,693,023	0	23,748,693,023	30,990,063,418	7,394,265,357	38,384,328,776	30,990,063,418	7,394,265,357	38,384,328,776	-14,635,635,753	0
120203	RENDIMIENTOS POR OPERACIONES FINANCIERAS	0	0	0	0	25,059,569	4,296,108	29,355,678	25,059,569	4,296,108	29,355,678	-29,355,678	0
12020301	INTERESES	0	0	0	0	25,059,569	4,296,108	29,355,678	25,059,569	4,296,108	29,355,678	-29,355,678	0
1202030101	PROVENIENTES DE RECURSOS DE LIBRE DESTINACION	0	0	0	0	25,059,569	4,296,108	29,355,678	25,059,569	4,296,108	29,355,678	-29,355,678	0
120203010198	OTROS INTERESES DE LIBRE DESTINACION	0	0	0	0	25,058,770	4,296,108	29,354,879	25,058,770	4,296,108	29,354,879	-29,354,879	0
1202030103	PROVENIENTES DE RECURSOS DE DESTINACION ESPECIFICA	0	0	0	0	799	0	799	799	0	799	-799	0
120203010398	OTROS INTERESES DE DESTINACION ESPECIFICA	0	0	0	0	799	0	799	799	0	799	-799	0
<b>TOTAL PRESUPUESTO:</b>		167,749,906,904	25,035,790,087	0	192,785,696,991	87,181,901,556	28,362,905,513	115,544,807,070	35,635,968,758	11,102,542,846	46,738,511,604	146,047,185,387	68,806,295,466


APROBADO

  
**YAMIL NOE HURTADO NEIRA**  
 GERENTE

REVISADO

  
**YULIETH ALEXANDRA PARRA RONCANCIO**  
 SUBGERENTE ADMINISTRATIVO Y FINANCIERO

PREPARADO

  
**HELYN H. RAMIREZ ALVAREZ**  
 PROFESIONAL PRESUPUESTO